

2017

PRODUCT GUIDE

WHY we do what we do.

Established in 1997 with a true passion to deliver innovative, glare free, highly efficient lighting products around the world with the purpose of illuminating the lives of others.

WHAT we do.

We have engineered our products to effectively deliver maximum lumens to the target area while also achieving minimal energy consumption, impressive thermal management and upgradability to continually add value to our customers.



661.575.0933
f 661.575.0934

HOW we do it.


With a healthy company culture worth remembering, low cost and unique manufacturing techniques positions us in providing competitive lighting products that always exceed market expectations and customer satisfaction.



VISION ENGINEERING
ILLUMINATING LIVES

114 GRAND CYPRESS AVE. PALMDALE, CA 93551
www.visionengineering.com

VHB1
Interior LED high bay – commercial, industrial, & retail applications, providing glare free lighting.




Mx-EOSW
Wall mounted occupancy sensor – saves energy and adds convenience by accurately detecting when an area is occupied or vacant



VTL
Interior LED track lighting system – provides general and accent lighting for office and retail applications.



VTS2
Interior recessed & surface mount LED indirect troffer – soft light, office & retail applications.



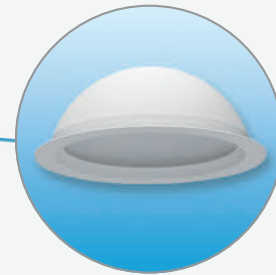
ESRP/ EDRP
Wireless single or double rocker switch – self powered using kinetic energy, on / off & scene control.



Mx-ML2
Wireless motion / lux sensor – ideally suited for occupancy based lighting control and also provides for indoor daylight harvesting




VDL
Interior LED recessed indirect downlight – soft light, office, entry ways, corridors & retail applications.




Mx-OPUS-10v12
In fixture 0-10v lighting control for dim to off drivers – provides continuous dimming control to conserve energy, simplify maintenance, and personalize the lighting environment.



Mx-USR-L1
0-10v lighting control module – provides continuous dimming control to conserve energy, simplify maintenance, and personalize the lighting environment.




VHB2
Interior / exterior LED high bay – commercial, industrial, & retail applications, providing glare free lighting.



VEX & VEM
LED exit and emergency lighting – provides direction and path of egress for commercial and retail applications.



VWP
Exterior LED security – glare free wet location building wall mount.



VSL
Exterior induction signage – DOT (department of transportation) & billboard Signlighter.

